

Kidde ECS Advanced Delivery Fire Suppression System

Component Description

Manifold Actuation Arrangement Kit for 225 lb. and 395 lb. Cylinder Systems P/N 06-129944-XOX

FEATURES

- Four Kits Offered for 2-, 3-, 4- and 5-ADS Cylinder System Manifolds
- Plus 1 Kit for Additional Cylinders for Up to 14 Slave Sets
- Easy to Install; Kit Uses Flexible Actuation Hoses with Swivel Fittings
- One Kit that Fits Both the 225 lb. and the 395 lb. Cylinder
- Conveniently Packaged to Avoid Confusion When Ordering
- Not Necessary to Order the Single System Actuation Assembly Separately
- UL Listed
- FM Approved
- RoHS Compliant


DESCRIPTION

The Kidde ECS ADS Fire Suppression System with FM-200[®] Agent Manifold Actuation Arrangement Kit is convenient for both ordering and stocking. The kit is designed to fit both the 225 lb. and 395 lb. agent cylinders and is available for two-, three-, four- and five-system manifolds sets (see “Specifications.”) The kit comes standard with the single system assembly (P/N 06-129882-001) and is comprised of all the parts necessary for installation, thereby eliminating the possibility of confusion when ordering parts. For handy, easy installation, the kit utilizes flexible actuation hoses and swivel fittings. Figure 1 illustrates the individual pieces of the kit.

INSTALLATION

Once the agent cylinders have been secured and are attached to the distribution piping, the setup for actuation to the manifolded cylinders is simple. Using the single cylinder actuation assembly(s), assemble as shown in Figure 1. Attach each of the pneumatic actuator(s) to an agent cylinder valve. Attach the 16-in. flex hose to the 3/16-in. flared tee (shown threaded into the nitrogen transfer fitting; see Figure 2.) Then, attach each pneumatic actuator (P/N 878737) to the slave nitrogen drivers. Once the final pneumatic actuator is attached to the last nitrogen driver in the manifold, apply pipe tape and thread the flared elbow into the top of the pneumatic actuator. The remaining flared tees should be threaded into the tops of the pneumatic actuators located on the slave nitrogen drivers. Once the flared fittings and actuators are installed on all agent cylinders and nitrogen drivers, the flex hoses can then be attached as shown in Figure 2. The 46-in. flex hose is used to connect the actuation circuit between the nitrogen drivers; the 22-in. flex hose is used to connect the actuation line from the transfer fitting of the master cylinder set to the first slave nitrogen driver.

Note: For cylinder sets larger than five sets, order the Plus 1 actuator set for each additional cylinder set.



SPECIFICATIONS

Flex Hose Material:	Stainless Steel and Brass Fittings
Fittings Material:	Brass
Pneumatic Actuator:	Various Brass Fittings
Approximate Weights:	
• P/N 06-129944-002 Two Agent Cylinder Set	6.0 lb. (2.2 kg)
• P/N 06-129944-003 Three Agent Cylinder Set	9.0 lb. (3.4 kg)
• P/N 06-129944-004 Four Agent Cylinder Set	11.0 lb. (4.1 kg)
• P/N 06-129944-005 Five Agent Cylinder Set	14.0 lb. (5.2 kg)
• P/N 06-129944-100 Plus 1 Cylinder Set	3.0 lb. (1.1 kg)

ORDERING INFORMATION

Number of Cylinders	Number of Pieces Included						
	Kit P/N	Actuation Assy P/N 06-129882-001	22" Flex Hose P/N 06-118193-003	36" Flex Hose P/N 06-118193-002	Pneumatic Actuator P/N 878737	3/16" Flare Tee x 1/8" NPT P/N 06-118285-001	3/16" Flare Elbow x 1/8" NPT P/N 06-118284-001
2 Cylinder Set System Manifold	06-129944-002	2	1	0	1	1	1
3 Cylinder Set System Manifold	06-129944-003	3	1	1	2	2	1
4 Cylinder Set System Manifold	06-1299944-004	4	1	2	3	3	1
5 Cylinder Set System Manifold	06-129944-005	5	1	3	4	4	1
Plus 1 Cylinder Set Manifold	06-129944-101	1	0	1	1	1	0

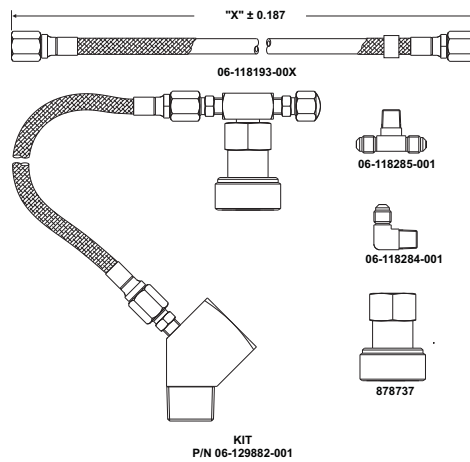
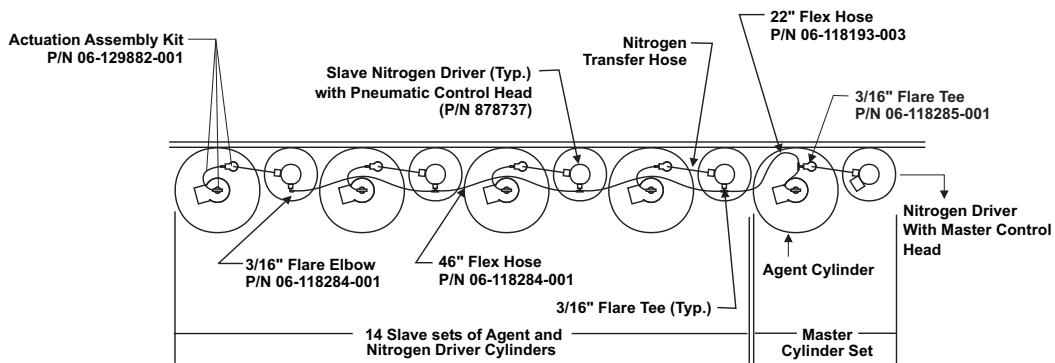


Figure 1. Actuation Kit Parts



Note: Each Agent Cylinder will be connected to the distribution piping either through a valve outlet adapter or a flexible discharge hose. Each agent cylinder is capable of activating 1 pressure trip and/or 1 pressure switch.

Figure 2. Pressure Actuation Using Pressure from One Master Nitrogen Driver Cylinder to Actuate a Maximum of 14 Slaves (15 Sets Total), Close Coupled

FM-200 is a registered trademark of E.I. du Pont de Nemours and Company. Kidde is a registered trademark of Kidde-Fenwal Inc. All other trademarks are the property of their respective owners.

This literature is provided for informational purposes only. KIDDE-FENWAL, INC. assumes no responsibility for the product's suitability for a particular application. The product must be properly applied to work correctly. If you need more information on this product, or if you have a particular problem or question, contact Kidde-Fenwal Inc.

